

1500W Portable Power Station

Quick Installation Guide

Small size, beautiful appearance, durable and safe material selection, built-in 1344Wh high-density LiFePO₄, battery pack, multiple safety protection, reliable and practical, with a cycle life up to 2000 times; Type-C interfaces, USB interfaces, supporting QC3.0 output, PD3.0 output, and 12V cigarette lighters; It can directly provide PD100W(Max.) fast charging for notebooks, tablets, mobile phones, etc.

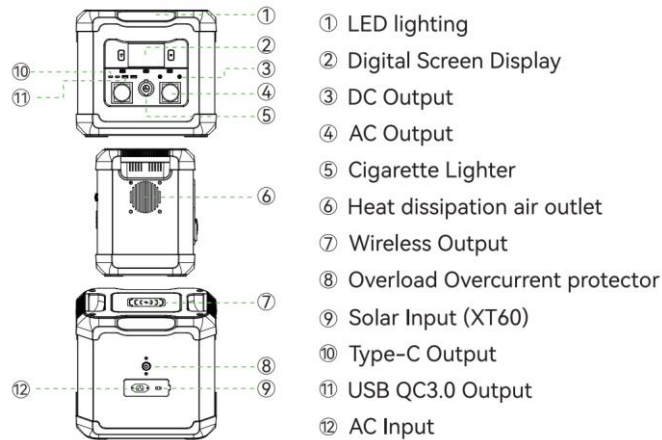
Packing List

Please check the following items after unpacking, if any missing, please contact your local dealer.

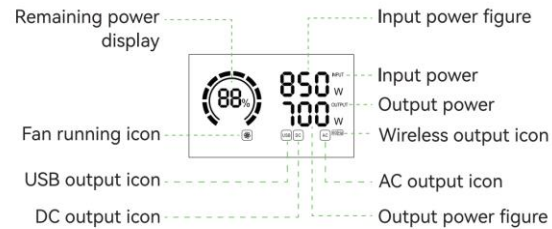
Items	Quantity
Portable Power Station	1 pc
AC Cable	1 pc
Quick Installation Guide	1 pc

Appearance

Appearance



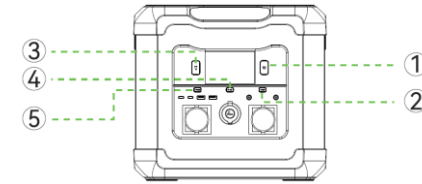
Display Screen



Note: Please use this portable outdoor power station according to the above instructions!

Quick Installation Guide

Key Functions



- ① Power button: press 3-5 seconds to turn on/off the product. After power-on, the product will automatically shut down under no load, and can be turned on by clicking again.
- ② DC button: click to open, press and hold for 3-5 seconds to close. After power-on, the product will automatically shut down under no load. Click again to start the product.
- ③ Light button: press 3-5 seconds to turn on. After the light is turned on, click the button in turn, the light will switch from "weak light-strong light-super strong light-SOS-flash" in turn.
- ④ AC button: press 3-5 seconds to turn on/off. After the AC switch is turned on, the inverter starts to work, and the product will not automatically turn off until the power is exhausted.
- ⑤ USB button: click to open 2*Type-C, 2*USBA, wireless charging and output. After power on, the wireless charger will automatically turn on the output, and the product will not automatically turn off.

NOTIFICATION:

It is recommended that the equipment loaded should not exceed 1500W, and excessive power may cause product protection or damage. After product protection, please restart the product or charge the product to activate it for normal use. Do not charge the product immediately after use, because the internal temperature of the product is too high to protect the electricity. The battery cannot be charged immediately. It is recommended to leave it for half an hour and wait for the internal temperature of the product to cool before charging. The cooling fan self-inspects for 2 seconds after AC is turned on, and the total output power of the product is $\geq 300W$.

Specifications

Item		
Output		
AC Output	Rated voltage	110~240V
	Rated power	1500W
	Frequency	50~60Hz
	Output wave	Pure sine wave
DC Output	Rated voltage	12V
	Rated current	10A
DC Output Cigar Socket	Rated voltage	12~13V
	Rated current	8~10A
USB Output	Rated power	22.5W
Type-C1 Output	Rated power	PD:100W(Max)
Type-C2 Output	Rated power	PD:27W(Max)
Floodlight	Rated power	2W
Input		
AC Input	Rated power	850W(Max)
Solar Input	Rated power	400W(Max)
Battery		
Rated capacity	1344Wh	
Battery cell type	LiFePO ₄	
General		
Working environment condition	Charging temperature:0~45°C	
	Discharge temperature:-10~45°C	
Size	338*245*315mm±5mm	

Common Problem

1. The equipment power cannot be used within the rated output power range of the product.
 - If the power of the product is lower than 20%, need to be charged.
2. Why is there a sound when using it?
 - The product adopts an air-cooling system, and the built-in fan can better help the product dissipate heat. It is normal to have a slight noise when using it.
3. Is it normal for the charger to heat up when charging?
 - It is normal for the charger to heat up during charging. The standard charger complies with national safety standards, so you can use it with confidence!
4. Can the product be carried on the plane?
 - No, because it is battery product, according to IATA standards and regulations, battery products cannot exceed 100Wh.
5. Can I charge other devices while power station charged?
 - This product can supply DC power to other devices during charging.

Safe Option

When using this product, you should always follow the basic precautions, including:

- Please read all instructions before using this product.
- In order to reduce the risk, close supervision is required when using this product near children.
- It is strictly forbidden to use accessories recommended or sold by non-professional product manufacturers, otherwise it may cause electric shock risk.
- When the product is not in use, please pull the power plug out of the product socket.
- Do not use products with damaged power cords or plugs, or damaged output wires, as there may be a risk of electric shock.
- Please charge the product in a well-ventilated place, and do not limit the ventilation.
- Please put the product in a ventilated and dry place, avoid rainwater, the product may get an electric shock if it enters water risk.
- Do not expose the product to fire or temperatures above 130°C, which may cause the product to explode fire, explosion and other safety accidents.
- The product should be charged every three months to prevent power shortage when use.
- After the product is fully discharged, it is recommended to leave it for half an hour before recharging.

Warning

- Please keep it clean for use and storage. Powder or fine metal contact may cause accidents such as short circuit, smoke or fire.
- Be sure to check before use, if there is any breakage, cracks, leakage, heating, AC line abnormalities, etc. Please stop using it immediately.
- When the AC charging cable is damaged, please do not unplug the charging cable from the AC port, keep the AC cable away from heat, do not step on or pull the AC cable etc. otherwise the AC cable will be damaged which may lead to heating, fire, electric shock.
- Do not use if the AC connector is loose or deformed, otherwise it may cause electric shock, heating and fire.
- Please do not use it in dusty places, otherwise it may cause smoke and fire.
- Remove the AC Cables from the socket when lightning strikes during charging, when thunders, a large current from the socket may be generated into a heat, fire and other accidents.
- Please charge in the specified voltage range (AC230V). Otherwise, it may cause heating, fire and other accidents.
- Please do not put the product upside down or sideways when using and storage, otherwise it may cause leakage, heat, fire and other accidents.
- Do not allow children to use this product. Or it may cause accidents or injuries.

- Please do not disassemble, repair or modify, which may cause electric shock, heat, fire and other dangers.
- Do not put the product in to fire or near the fire or heat, which will cause fire or burns and other dangers.
- This product cannot be charged and used in dew, bath-house, rain etc. do not use water to clean the product, it will cause electric shock, heat, fire and other dangers.
- Do not touch this product or connector plug when your hands are wet. It may cause electric shock hazard.

Version: V1.0, updated 2023-05-24.

The information in this document is subject to change without notice.

Every effort has been made in the preparation of this document to ensure accuracy of the contents, but all statements, information, and recommendations in this document do not constitute a warranty of any kind, express or implied.